

Datasheet

ValkBox - Pitched roofs

VAN DER VALK



SOLAR SYSTEMS

Innovation House, Discovery Park
Ramsgate Road, Sandwich CT13 9FF
United Kingdom
T +44 (0)1304 897658
info@valksolarsystems.co.uk
www.valksolarsystems.co.uk



The concept

- Mounting system for pitched roofs with tiles. (For flat roofs, please turn over.)
- All required loose mounting materials packaged into one box.
- Three formats: Slimline, Smartline, Strongline.
- Profiles supplied in lengths of 2072 mm for efficient transport.
- Portrait mounting. For landscape mounting, the landscape box is required, art. no. 759020.
- For each format there are nine variations for layouts holding up to nine panels.
- Aluminium or semi-black versions.

Unique properties

- Maximum ease of ordering, one length of 2072 mm per panel.
- Maximal ease of logistics, minimal errors.
- Maximum ease of mounting, premounted parts.
- Minimal cost due to efficient transport.

Securing to roof with tiles

- Slimline: secured behind the battren. With fixed roof hook (range 40-50 mm) or adjustable roof hook (range 35-59 mm).
- Smartline: secured to the battens with additionally supplied timber. Precisely tailored dimensions using special, quickly mounted shims.
- Strongline: securing to rafters, roof board or battens. Universal roof hook for many adjustment options.

Technical specifications

- Suitable for panel size: circa 1650 mm × maximum 1005 mm × 28-50 mm.
- Possibility to adjust height of profiles (if roofs sag).
- Universal intermediate and end panel grips (28-50 mm).
- Premounted hammerhead bolt and collar nut for simple mounting.

Mounting

Recommended roof hook intervals		
Type	Maximum distance between roof hooks	Profile overhang beyond last roof hook
Slimline	500 mm	125 mm
Smartline	1500 mm	375 mm
Strongline	1200* mm	300* mm
• Calculation for wind region I - III, built environment and maximum roof height of 9 m. * Because the Strongline is also used outside the Netherlands, where e.g. snow loads have to be included, the maximum distance is smaller than with the Smartline.		

Datasheet

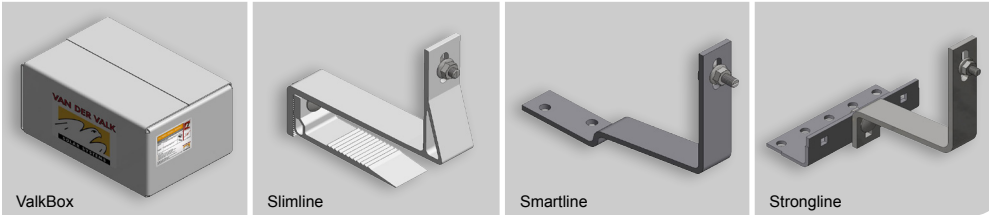
ValkBox - Pitched roofs

VAN DER VALK



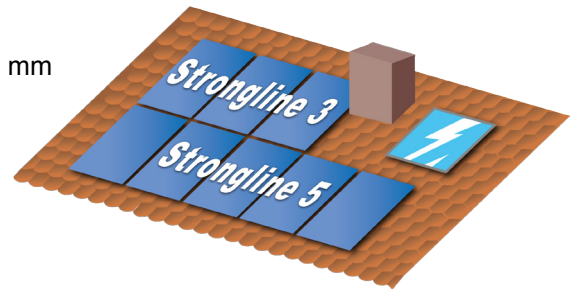
SOLAR SYSTEMS

Innovation House, Discovery Park
Ramsgate Road, Sandwich CT13 9FF
United Kingdom
T +44 (0)1304 897658
info@valksolarsystems.co.uk
www.valksolarsystems.co.uk



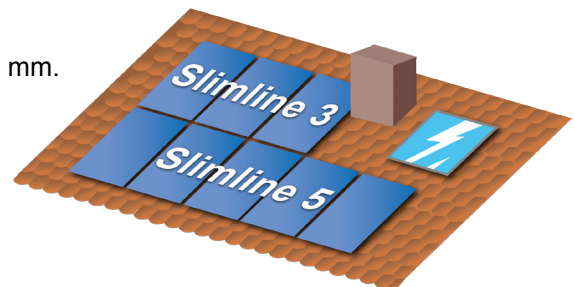
Project calculation (example Strongline)

- Required number and type of ValkBoxes for a roof bearing 1 row of 3 panels and 1 row of 5 panels (portrait mount, Strongline roof hook):
- 1 x ValkBox – Strongline 3
- 1 x ValkBox – Strongline 5
- 8 lengths of profile measuring 2072 mm



Project calculation (example Slimline)

- Required number and type of ValkBoxes for a roof bearing 1 row of 3 panels and 1 row of 5 panels (portrait mount, Slimline roof hook):
- 1 x ValkBox – Slimline 3
- 1 x ValkBox – Slimline 5
- 8 lengths of profile measuring 2072 mm.



ValkBox 3 - Flat roofs

ValkBox for flat roofs

For flat roofs the ValkBox 3 kit has been developed. The ValkBox 3-Uni set contains all mounting materials required for installing one solar panel (landscape) on a flat roof at a tilt angle of 20°.

To determine the correct weighting, a clear ballast table with wind region and building height variables is included.

