

ESDEC

INNOVATIVE MOUNTING SYSTEMS

THE VERSATILE CLICK SYSTEM FOR FLAT ROOFS

FLATFIX

FUSION


www.esdec.com

THE ADVANTAGES OF FLATFIX FUSION



FLEXIBLE AND EASY

- Completely modular system
- Flexible installation: Easy to build around obstacles
- Aesthetic lightweight system
- Single or dual setup
- Suitable for residential and commercial projects
- Strong and durable clamping force with metal insert in high and low base
- For panels up to 1150mm wide and 2190mm long




RELIABLE

- Aerodynamic design with rounded corners and smooth material finish
- Robust system thanks to connectors parallel and perpendicular to the panels
- Wind deflectors designed for maximum safety
- Tested to international standards
- 20-year warranty




SAFETY FOR THE ROOF

- For every type of roof
- Roof support with movable connectors
- Unique thermal decoupling prevents damage to roof material
- Optimum point pressure due to distributed ballast
- Integrated grounding and bonding in high and low base in accordance with IEC 60364 series
- Cable exits and cable guides (optional) for safe cable management



EASY TO INSTALL

- User-friendly click system
- Optimizer ready cable clip for easy attachment and safe cable removal
- Grounding clamp can easily be incorporated onto the end clamp
- Optimizer clip can also be used for most micro inverters
- For the most common solar panels (angle of inclination 13°)
- Renewed end clamps for even more powerful and easier installation



COMPLETE AND FLEXIBLE INSTALLATION ON EVERY ROOF

FlatFix Fusion is the modular and flexible mounting system for solar panels on small and medium-sized roofs. Its modular design enables a customized configuration to be created for every roof. Installers can, for example, easily build around obstacles – such as chimneys – with this system. FlatFix Fusion can be set up either in dual or single configuration. FlatFix Fusion is a 100% Dutch product that has proven itself for years. In 2021, the system received an update of a number of components, which not only makes installation even easier for the installer, but also further increases the safety of the roof and the PV system. It is now possible to install solar panels up to 1150mm wide and 2190mm long with FlatFix Fusion.

Easy to install

Esdec was founded by professional installers, the interest of the installer always come first when designing our products. Simplicity and flexibility were therefore the starting points in the design of our FlatFix Fusion system. Smart click connections enable the system to be assembled quickly. Handy features on the clamps and on the wind deflectors make installation even easier.

Safety for the roof

The different components are connected using fast-click connectors. The roof supports with movable connectors allow the system to move (expand and shrink) to prevent damages of the roof material. As a result, the thermal movements of the building are not transmitted to the PV system and vice versa. The 2021 upgrade includes a safe and aesthetic solution for cable management: cables are guided through the wind deflectors with a cable exit guide.

Reliability


The patented FlatFix Fusion system has been extensively tested on fire safety, wind resistance and corrosion. With even stronger and durable clamping force with a metal insert in the high and low base. FlatFix Fusion is a high-quality mounting solution. It complies with the strictest international standards and comes with a 20-year warranty.

ADVANTAGES FOR THE INSTALLER

- ✓ Modular mounting solution with click connection
- ✓ Flexible installation on any roof
- ✓ Integrated grounding and equipotential bonding
- ✓ Ease of installation with optimizer clip with integrated cable clip

ADVANTAGES FOR THE END USER

- ✓ Roof-specific configuration
- ✓ Safe and reliable
- ✓ No damage of the roof material
- ✓ 20-year warranty



1 Strong, lightweight system

The different components enable flexible row lengths. This makes it possible to create a roof-specific setup and, for example, to build around obstacles.

2 Easy maintenance

FlatFix Fusion is made of strong, lightweight materials. With the high and low base, with a metal insert, the clamping force remains optimal after removal and reinstallation of panels.

3 Unique click connection

The revolutionary, unique click connection makes the FlatFix Fusion a very quick and easy-to-install mounting solution.











4 With thermal decoupling

The roof supports with movable connectors give the system space to expand thermally without damaging the roof material.

5 With integrated cable management



The cables and plugs of the solar panels can be safely and easily attached to the mounting solution. With the cable exits in the wind deflectors and with the cable exit guides, cables can be stowed and guided in a safe way.

SYSTEM COMPONENTS

	FlatFix Fusion roof support 1007012		FlatFix Fusion wind deflector left** 1007224 with base profile 940mm 1007226 with base profile 1030mm or 1077mm
	FlatFix Fusion low base 1007022 1007022-S (with bonding)		FlatFix Fusion wind deflector right** 1007225 with base profile 940mm 1007227 with base profile 1030mm or 1077mm
	FlatFix Fusion high base 1007031 1007031-S (with bonding)		FlatFix Fusion ballast container*/** 1007202
	FlatFix Fusion cable-clip optimizer ready*** 1007041		FlatFix Fusion stabilizer*/** 1007203
	FlatFix Fusion wind deflector rear*/** 1007201		FlatFix Fusion base profile 210mm 1007121** 370mm 1007137** 550mm 1007155** 750mm 1007175** 940mm 1007194** 1030mm 1007195 1077mm 1007196



* Also available in 1200, 1500, 1600, 1700, 1900, 2000 & 2100
 ** Also available in black
 *** Also suitable for most micro inverters

FASTENERS

	Esdec mounting screw*/** 6 x 55mm 1000655 6 x 70mm 1000670 6 x 12mm 1000612
	Esdec screw 6,0 x 25mm (self tapping) 1008085 6.3 x 42 mm SW10/T30 (self drilling) 1003016








* Depending on panel thickness and related end clamp
 ** Also available in black

CLAMPS

	FlatFix Fusion universal module clamp with bonding** 1003022
	FlatFix end clamp 30-50mm*/** 10043_ 10044_ (black)

* Depending on panel thickness (in mm)
 ** Also available in black

ACCESSORIES

	FlatFix Fusion grounding spring 1007502*		FlatFix Fusion roof support adapter 1007011
	FlatFix Fusion grounding clamp (6mm²) 1007505		FlatFix Fusion low base extension 1007022-WP
	FlatFix Fusion grounding bracket 1007503		FlatFix Fusion Cable exit guide 1005570
	FlatFix Fusion TPO Mat 1007015		

* Also available ready-assembled, see SYSTEM COMPONENTS

Calculator

In the Esdec calculator you can manage and calculate all your projects, for both pitched and flat roofs. Flat roofs: our user-friendly tool lets you perform technical calculations for roof heights of up to 20 metres.

Go to eu.esdec.com/en/calculator



Warranty

- Use of premium materials
- Thoroughly tested
- 20-year warranty





**QUICK
RELIABLE
INNOVATIVE**

Esdec has been developing, producing and supplying professional roof-mounting systems for solar panels since 2004. ClickFit and FlatFix are inspired by all installers who regularly install solar panels. Easy, quick, reliable installation using innovative, high-quality, durable mounting systems: Esdec makes it possible.

Esdec

Londenstraat 16
7418 EE Deventer
Netherlands

☎ +31 850 702 000
✉ info@esdec.com

www.esdec.com